

ANŽ-7 Overpressure damper

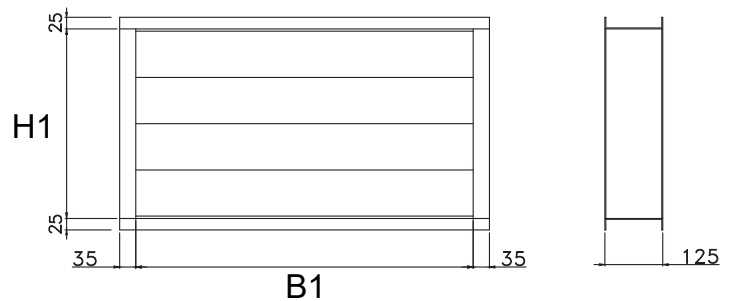
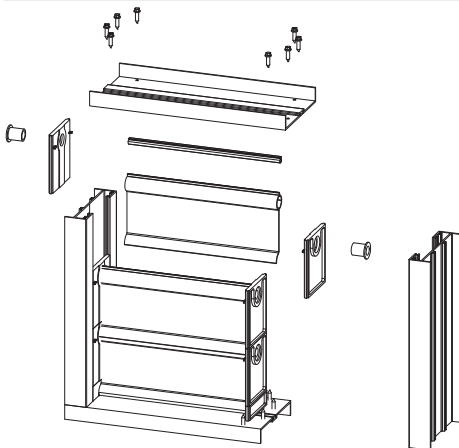


The Overpressure damper is suitable for the automatic outlet or inlet of the airflow in the AHU. It's made of aluminium extruded profiles and the frame is assembled using the same profiles of the standard damper, while the blade and the accessories are different. Using self-threading screws, the assembly system does not require welding.

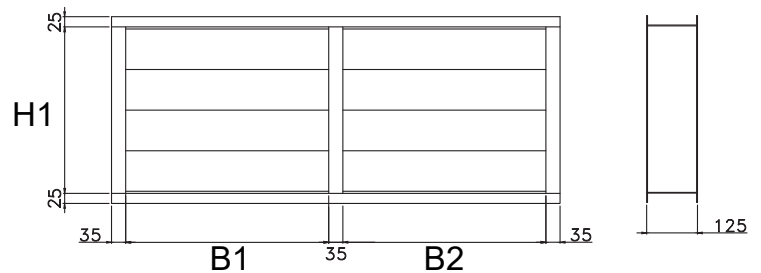
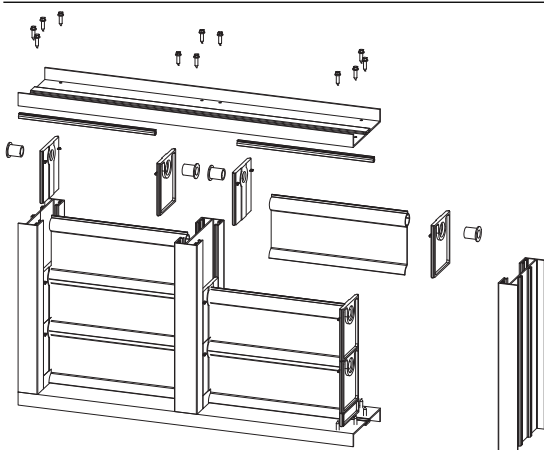
Cutting table	
Blade profile PSS100-000 / PS080-0000	= B1 - 2.5 mm
Base/cover profile PS11000000	= B1 + 70 mm [1 light]
	= B1+B2 + X2 + 105 mm [2 lights]
Shoulder profile PS12000000 (with PS080-0000 blades)	No. of blades x 80 mm + 20 mm + tolerance
Shoulder profile PS12000000 (with PSS100-000 blades)	No. of blades x 100 mm + 20 mm + tolerance

Tolerance		
from	to	tolerance
< 210 mm / 8.27'	< 610 mm / 23.02'	1 mm / 0.039'
< 610 mm / 23.02'	< 1410 mm / 55.51'	1.5 mm / 0.059'
< 1410 mm / 55.51'	< 2210 mm / 87'	2 mm / 0.078'
< 2210 mm / 87'		2.5 mm / 0.098'

Frame dimension (1 section)



Frame dimension (2 sections)



Construction:

- Frame - Extruded aluminum, EN AW 6060 T6, thickness 1.8 mm
- Blade - Extruded aluminum, EN AW 6060 T6
- Gear mechanism - nylon PA6 + 20% GF with minimum water absorption

Design:

- Temperature - working condition range of -15°C / + 80°C
- Blade - 80 mm / 100 mm pitch
- Gear mechanism - housed inside the shoulder profile.
- Materials according to ROHS / PAK

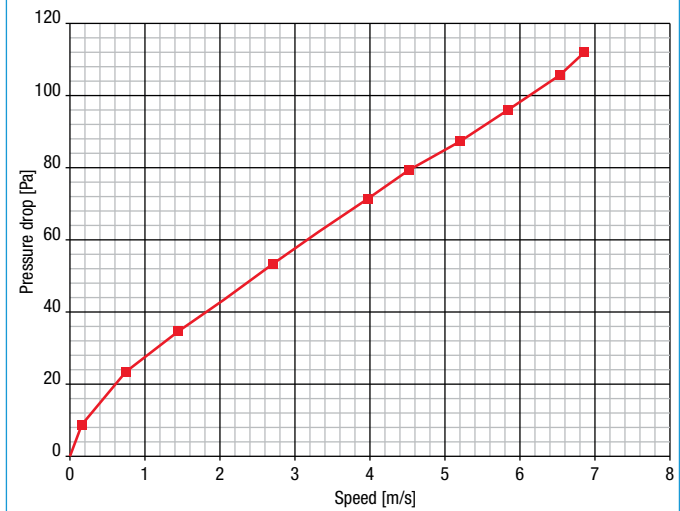
Options:

- Anodized / painted profiles
- Sound absorbing elements (code S.03.00000)
- Secondary process on the frame (ex. blunted corners and holes)
- Several lights in high
- Vertical use (to be specified in the offer / order)
- Certified silicon and halogen agents free
- Materials according to VDI6022

ANŽ-7/B1 x H1

Leakage diagram tested in accordance to EN 1751

Test report No. 224203 dated 10.04.2007



Flow characteristic (Flow rate /Pressure drop)